





















## Budget snapshot

### Staying on course (or positioning for an election)



# Federal Budget analysis 2022–23

## The view from here

	2022	2023	2024	2025	2026
Deficit	\$79.8B	 \$78.0B	 \$56.5B	 \$47.1B	 \$43.1B
Gross debt	\$906B	 \$977B	 \$1,056B	 \$1,117B	 \$1,169B
Real GDP	4.25%	 3.50%	 2.50%	 2.50%	 2.50%
Unemployment	4.00%	 3.75%	 3.75%	 3.75%	 4.00%
CPI	4.25%	 3.00%	 2.75%	 2.75%	 2.50%

