

# NFP Survey 2014 Highlights

## Legal structure

44%

Company limited by guarantee



21% Other (eg unincorporated, co-operative)

35% Incorporated association

## Organisation size

(Based on annual revenue for the previous financial year)


82% Large

14% Medium

4% Small



0-25% 25-50% 50-75% 75-100%

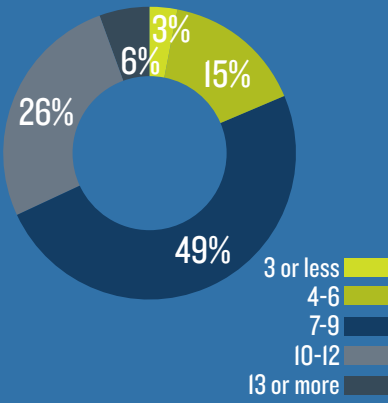


What percentage of your funds come from government?




How many other paid employees does your organisation have?

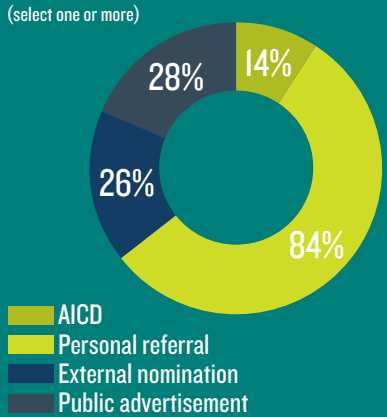
How many voting Board members currently sit on the Board of your organisation?



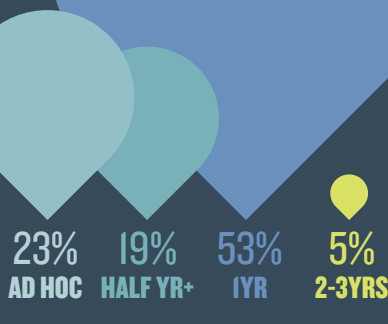
Is the CEO on the Board of your organisation?



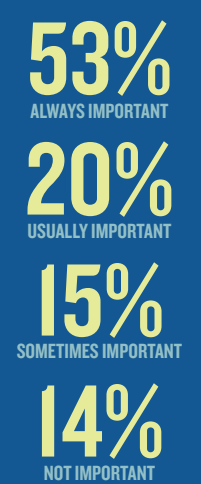
How does your organisation usually attract new Board members? (select one or more)



How often do you review program design and delivery?



How important is your compliance record to your funders, donors and partners?



Data collected from a benchmarking survey conducted by accounting firm Pitcher Partners and legal firm Russell Kennedy during 2014 for their clients in the Not for Profit sector. Over 100 people responded to the survey, which identified trends in governance, strategy, fundraising, risk management and the use of volunteer and professional resources.